

APPLICATION

Separable coupling connector for dual cable arrangement. It has been designed to be used with 480TB, 484TB and 489TB separable tee connectors. Can also be installed on any 8-series coupling connector for a multiple cable arrangement.

TECHNICAL CHARACTERISTICS

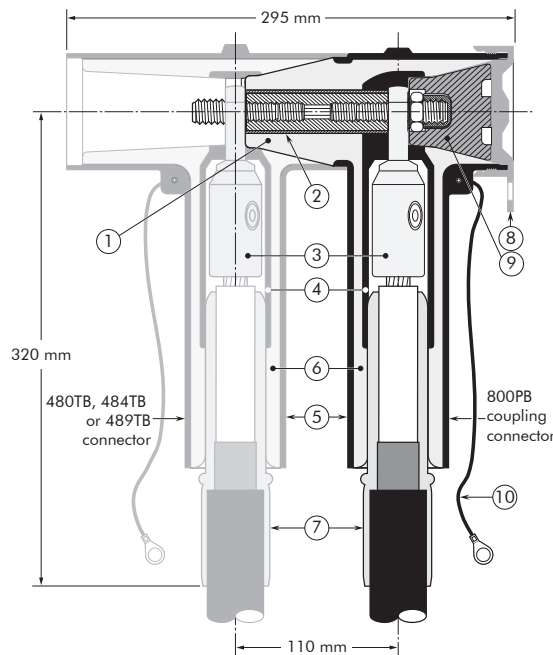
- A thick conductive EPDM jacket provides a total safe to touch screen.
- Each separable connector is tested for AC withstand and partial discharge prior to leaving the factory.



DESIGN

1. Interface designed to fit 480TB, 484TB and 489TB connectors.
2. Contact rod for 800PB.
3. Conductor contact.
4. Conductive EPDM insert.
5. Conductive EPDM jacket.
6. Insulating EPDM layer moulded between the insert and the jacket.
7. Cable reducer.
8. Conductive EPDM cap.
9. Basic insulating plug.
10. Earthing lead.

The screen break design enables cable outer sheath testing without removing or dismantling the connector.



6/10 (12) kV
 6.35/11 (12) kV
 8.7/15 (17.5) kV
 12/20 (24) kV
 12.7/22 (24) kV
 18/30 (36) kV
 19/33 (36) kV
 20.8/36 (42) kV

Up to 42 kV
630A - 1250 A

EUROMOLD®

SPECIFICATIONS AND STANDARDS

The 800PB coupling connector meets the requirements of CENELEC HD 629.1.

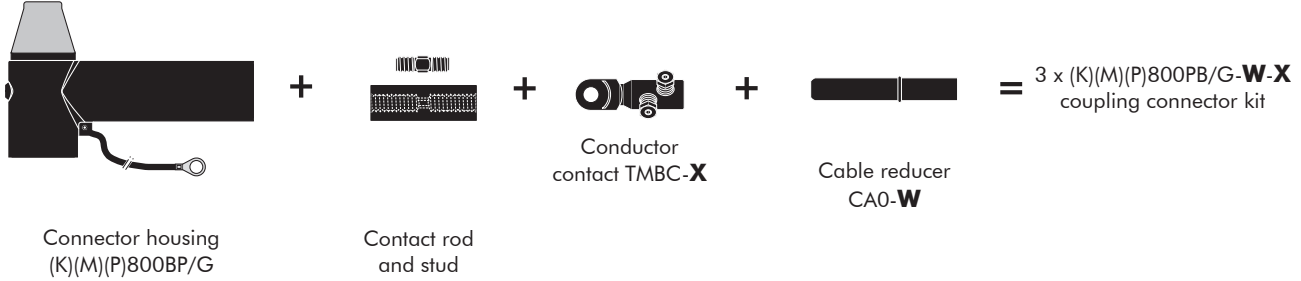
Separable connector type	Voltage U_m (kV)	Current I_r (A) When installed on C1 type bushing	Current I_r (A) When installed on C2 type bushing	Conductor sizes (mm ²)	
				min	max
800PB/G	12	630	1250	16	300
K800PB/G	24	630	1250	16	300
M800PB/G	36	630	1250	35	240
P800PB/G	42	630	1250	35	240

10/2023

KIT CONTENTS

The complete (K)(M)(P)800PB/G coupling connector kit comprises 3x the following components:

The kit also comprises silicone grease, installation cone, gloves, wipers, roll adhesive tape and installation instructions.



ORDERING INSTRUCTIONS

To order the coupling connector, select the ordering part number which gives you the best centring of your core insulation diameter and substitute **X** using table X, according to your conductor size and type. Add a 'K' for use up to 24 kV, add an 'M' for use up to 36 kV, add a 'P' for use up to 42 kV.

TABLE W

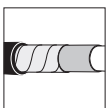
Ordering part number	Dia. over core insulation (mm)	
	min	max
3 x 800PB/G-011-X	12.0	19.0
3 x 800PB/G-015-X	16.0	26.5
3 x 800PB/G-018-X	19.0	32.6
3 x 800PB/G-021-X	22.0	34.6
3 x 800PB/G-027-X	28.5	37.5

EXAMPLE:

The cable is 24 kV, 185 mm² compact stranded copper with a diameter over core insulation of 27.5 mm.
Order 3 x K800PB/G-018-95.300UN5 coupling connector kit.

TABLE X

Conductor sizes (mm ²)	Aluminium and copper conductor	
	Bolted	
16	16.95UN5	
25		
35		
50		
70		
95	95.300UN5	
120		
150		
185		
240		
300		



For use with copper tape screened cables.
Order: Kit MT.



For use with other cable types.
Please contact our representative.



For outdoor applications.
Order: +MWS.



For use in potentially explosive atmospheres (for 12 kV max).
Order: ATEX-IECEx



For use on vessels classed by DNV GL.
Add -/DNV GL to part number